


# Reading at Pictor...

Information for  
Parents



*“What’s most  
important?”*

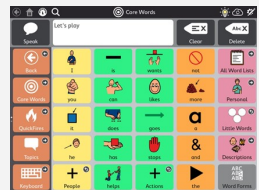
## Love of reading at all levels!



## How do we teach reading?

We provide a range of motivating, personalised opportunities to encourage a love of books and stories at all levels!

We also consider the communication styles that may be used such as the use of **Signing**, **PECs** or other communication aids at all levels.



Our pupils learn in different ways. This may include:

- A phonics based approach – learning letter sounds and putting them together to make words.
- A whole word approach – recognising the whole word or symbol.
- Pre-Reading development– This will look more like Communication development and may include responding to pictures, objects or sounds.

We use a range of specific resources to develop reading skills...

We have accredited programmes to guide and structure learning dependent on the child's needs and learning style.



- Floppy's Phonics is our Phonics programme and can be supplemented by other Oxford Reading Tree books for wider reading experiences.



*Please ask for our full Floppy's Phonics Overview booklet on the website for detailed info about content.*

- Whole word development is based around See & Learn or real objects. Helping make links between words, sounds and items.




**see and learn**  
visual learning • step by step

This may be supported by PM Starter books or other key word/




books..

pic-  
ture



The Informal curriculum follows the Engagement Model.

- This will look more like Communication development and may include responding to pictures, objects, sounds or experiences.
- Early Literacy focuses on developing the understanding of language and creating links to objects/ pictures/ Signs and words.
- Level 1 Phonics is all about hearing, noticing and discriminating sounds in your environment. *Please see our full 'Phase 1 Phonics' booklet on the website for detailed info about content.*
- With support children will share books as Sensory Stories



## What else will we use...?

Everything! If a pupil is motivated by something – we use it!


- Personalised books for pupils.
- Simplified, symbolised versions of stories.
- Photo books of class activities with text or symbols to support.
- Sensory stories at all levels.



All children will also access books and stories as guided by their needs. Some may be engaged by textured books, others may be motivated by noisy books or animated story versions to gain interest. All classes have interactive whiteboards to support group or 1-1 reading activities.

## How we support reading at Pictor...

- PODD boards,
- See & Learn key words
- Symbolised stories
- Clicker7 on computers and iPads,
- Switch or eye point tools
- Sign A Long (or Canaan Barrie On Body signs)
- Structured synthetic Phonics programme– Floppy's



Phonics





## How parents can help at home...

- Talk to your child's teacher as all our pupils are at different levels
- Set aside quiet time to share motivating books
- Share the book with your own simple words
- Point out environmental print e.g. signs
- Play with plastic letters, alphabet games
- Trying out stories on the computer or Apps  
e.g. Special Words, Stories or Clicker
- Use toys related to the story or do activities related to the book.

## Useful links & websites

[www.oxfordowl.co.uk](http://www.oxfordowl.co.uk)

[Espresso.co.uk/](http://Espresso.co.uk/)

Username: student6798

Password: rabbit

